



75
आजादी का
अमृत महोत्सव

अमृत महा आवास अभियान २०२२-२३

दैनिक प्रगती अहवाल : २०.०६.२०२३

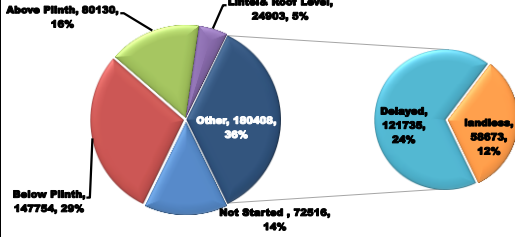
प्रधानमंत्री आवास योजना ग्रामीण – मंजूरी, पूर्ण घरकुले, हप्ते वितरण, भूमिहीन, आर्थिकदृष्ट्या अपुर्ण
राज्य पुरस्कृत ग्रामीण आवास योजना – मंजूरी, पूर्ण घरकुले, हप्ते वितरण, आर्थिकदृष्ट्या अपुर्ण

योजना	एकूण मंजूरी	साप्ताहिक मंजूरी	एकूण पूर्ण	साप्ताहिक पूर्ण घरकुले	साप्ताहिक पहिला हप्ता वितरित	साप्ताहिक दुसरा हप्ता वितरित	साप्ताहिक तिसरा हप्ता वितरित
प्रधानमंत्री आवास योजना ग्रामीण	१४०५६६४	०	१०८०७८७	७०३	२३९	८४७	१०९०
राज्य योजना	५८२५७५	७५७	४१८७७८	३८४	०	१	०
एकूण	१९८८२३९	७५७	१४९९५६५	१०८७	२३९	८४८	१०९०

PMAY-G Completion Progress Bar

76.9%

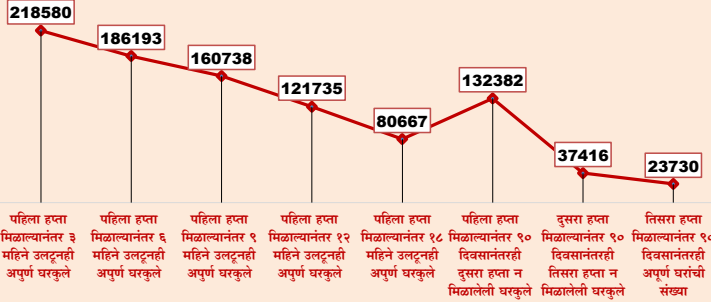
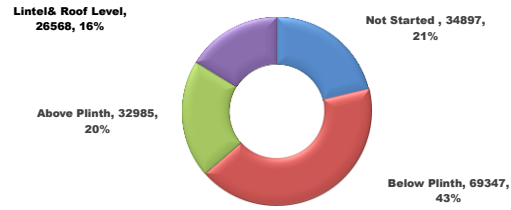
PMAY-G: Incomplete Houses bifurcation



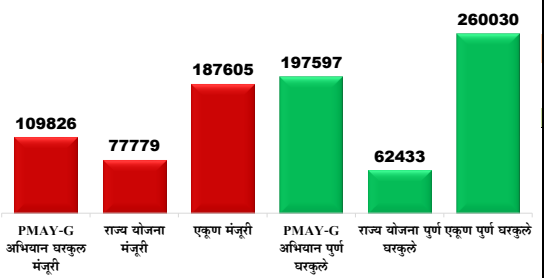
State Schemes Progress Bar

71.9%

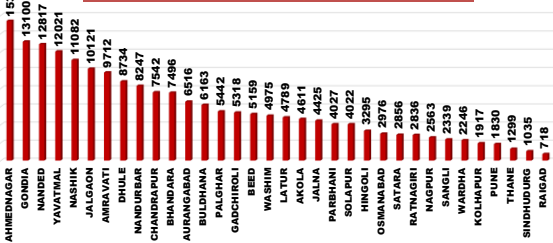
State Schemes: Incomplete Houses bifurcation



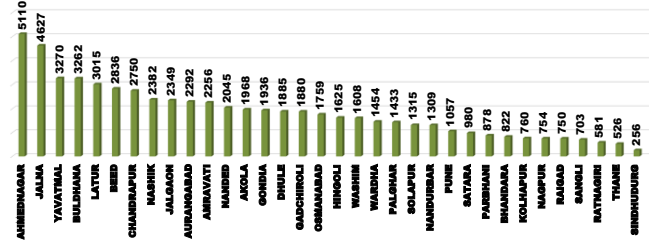
Abhiyan Achievement Day 214



PMAY-G : House completion (Abhiyan Achievement)



State Schemes : House completion (Abhiyan Achievement)

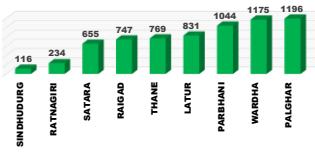


राज्य व्यवस्थापन कक्ष- ग्रामीण गृहनिर्माण

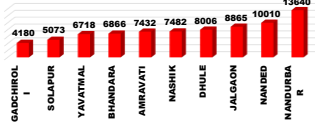
४ था मजला, दक्षिण कक्ष, सिडको भवन, सीबीडी बेलापूर, नवी मुंबई - ४०० ६१४.

Top and Bottom Ten Districts

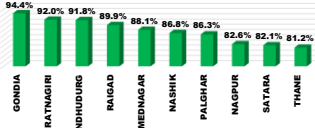
PMAY-G Delayed Houses TOP 10 Dist.



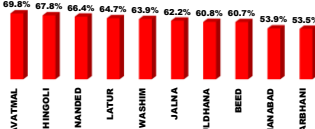
PMAY-G Delayed Houses Bottom 10 Dist.



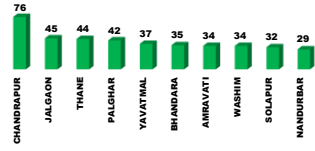
PMAY-G Completion TOP 10 Dist.



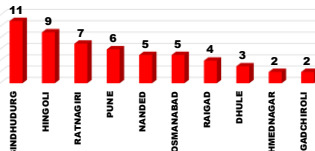
PMAY-G Completion Bottom 10 Dist.



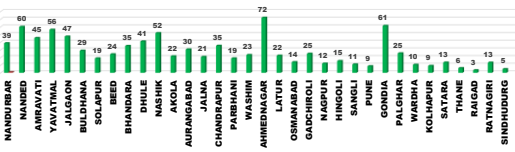
PMAY-G Weekly Completion Top 10 Dist.



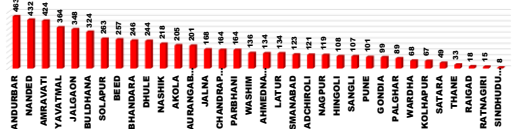
PMAY-G Weekly Completion Bottom 10 Dist.



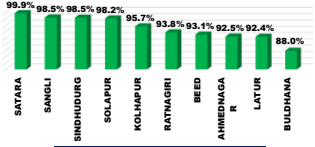
PMAY-G : Current Pace of Completion Per Day (Abhiyan)



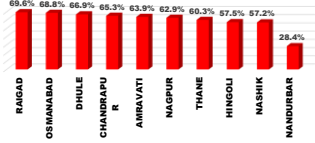
PMAY-G Required Pace of Completion Per Day



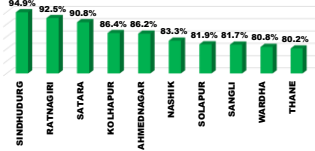
State Schemes Sanction TOP 10 Dist.



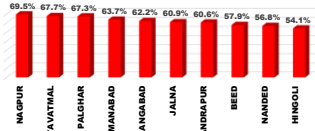
State Schemes Sanction Bottom 10 Dist.



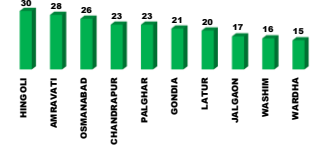
State Schemes Completion TOP 10 Dist.



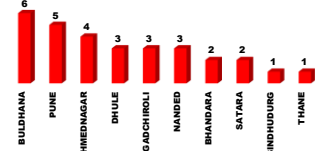
State Schemes Completion Bottom 10 Dist.



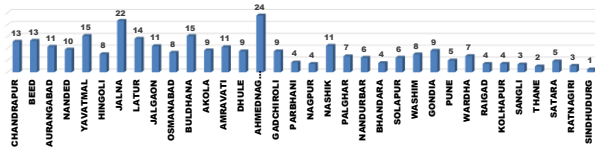
State Schemes Weekly Completion Top 10 Dist.



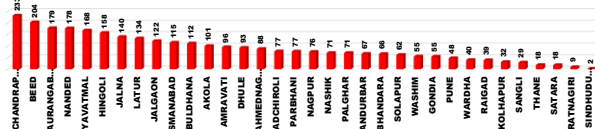
State Schemes Weekly Completion Bottom 10 Dist.



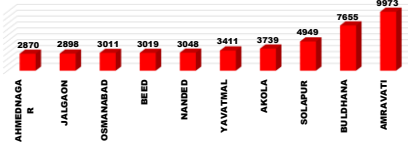
State Schemes : Current Pace of Completion Per Day (Abhiyan)



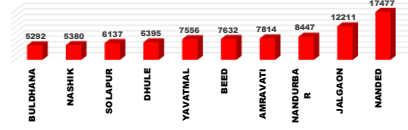
State Schemes Required Pace of Completion Per Day



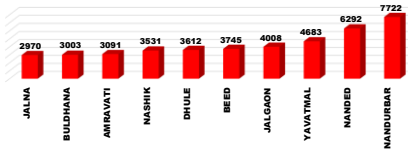
PMAY-G Remaining 1st Installments Bottom 10 Dist



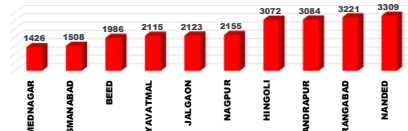
PMAY-G Remaining 2nd Installments Bottom 10 Dist



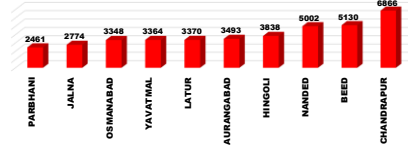
PMAY-G Remaining 3rd Installments Bottom 10 Dist



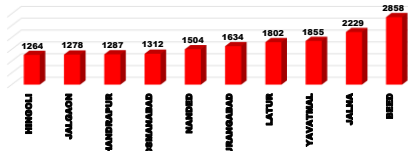
State Schemes Remaining 1st Installments Bottom 10 Dist



State Schemes Remaining 2nd Installments Bottom 10 Dist



State Schemes Remaining 3rd Installments Bottom 10 Dist



प्रधानमंत्री आवास योजना ग्रामीण - मंजूरी (PWL+Awaas Plus)

Sr. No.	Division	Target (PWL+Awaas Plus)	21.06.2023	22.06.2023	Daily_Achievement	Remaining
1	NASHIK DIV.	413402	413037	413037	0	365
2	AMRAVATI DIV.	273665	273286	273117	0	548
3	AURANGABAD DIV.	237292	237281	237281	0	13
4	NAGPUR DIV.	290887	290594	290564	0	323
5	KONKAN DIV.	69611	69556	69556	0	55
6	PUNE DIV.	122311	122175	122109	0	202
Total		1407168	1405929	1405664	0	1506

Sr. No.	District	Target (PWL+Awaas Plus)	21.06.2023	22.06.2023	Daily_Achievement	Remaining
1	AHMEDNAGAR	60725	60681	60681	0	44
2	AKOLA	48780	48777	48777	0	3
3	AURANGABAD	36514	36514	36514	0	0
4	BEED	35258	35253	35253	0	5
5	BULDHANA	44696	44696	44696	0	0
6	DHULE	64918	64917	64917	0	1
7	GADCHIROLI	31615	31615	31615	0	0
8	GONDIA	96140	96029	96029	0	111
9	HINGOLI	18083	18083	18083	0	0
10	JALGAON	79096	78811	78811	0	285
11	JALNA	24023	24023	24023	0	0
12	KOLHAPUR	17585	17585	17585	0	0
13	LATUR	20493	20493	20493	0	0
14	NAGPUR	36890	36890	36890	0	0
15	NANDED	69466	69463	69463	0	5
16	NANDURBAR	118980	118958	118958	0	22
17	NASHIK	89683	89670	89670	0	13
18	OSMANABAD	14393	14390	14390	0	3
19	PALGHAR	35188	35188	35188	0	0
20	PARBHANI	19062	19062	19062	0	0
21	RAIGAD	9820	9820	9820	0	0
22	RATNAGIRI	9871	9829	9829	0	42
23	SANGLI	21601	21585	21585	0	16
24	SINDHUDURG	5133	5133	5133	0	0
25	SOLAPUR	48165	48149	48149	0	16
26	THANE	9599	9586	9586	0	13
27	WARDHA	18479	18478	18478	0	1
28	YAVATMAL	65095	65094	65094	0	1
29	CHANDRAPUR	42931	42756	42752	-4	179
30	SATARA	14962	14911	14892	-19	70
31	BHANDARA	64832	64826	64800	-26	32
32	WASHIM	20346	20355	20327	-28	19
33	PUNE	19998	19945	19898	-47	100
34	AMRAVATI	94748	94364	94223	-141	525
Total		1407168	1405929	1405664	0	1506

Remaining Sanction RANK

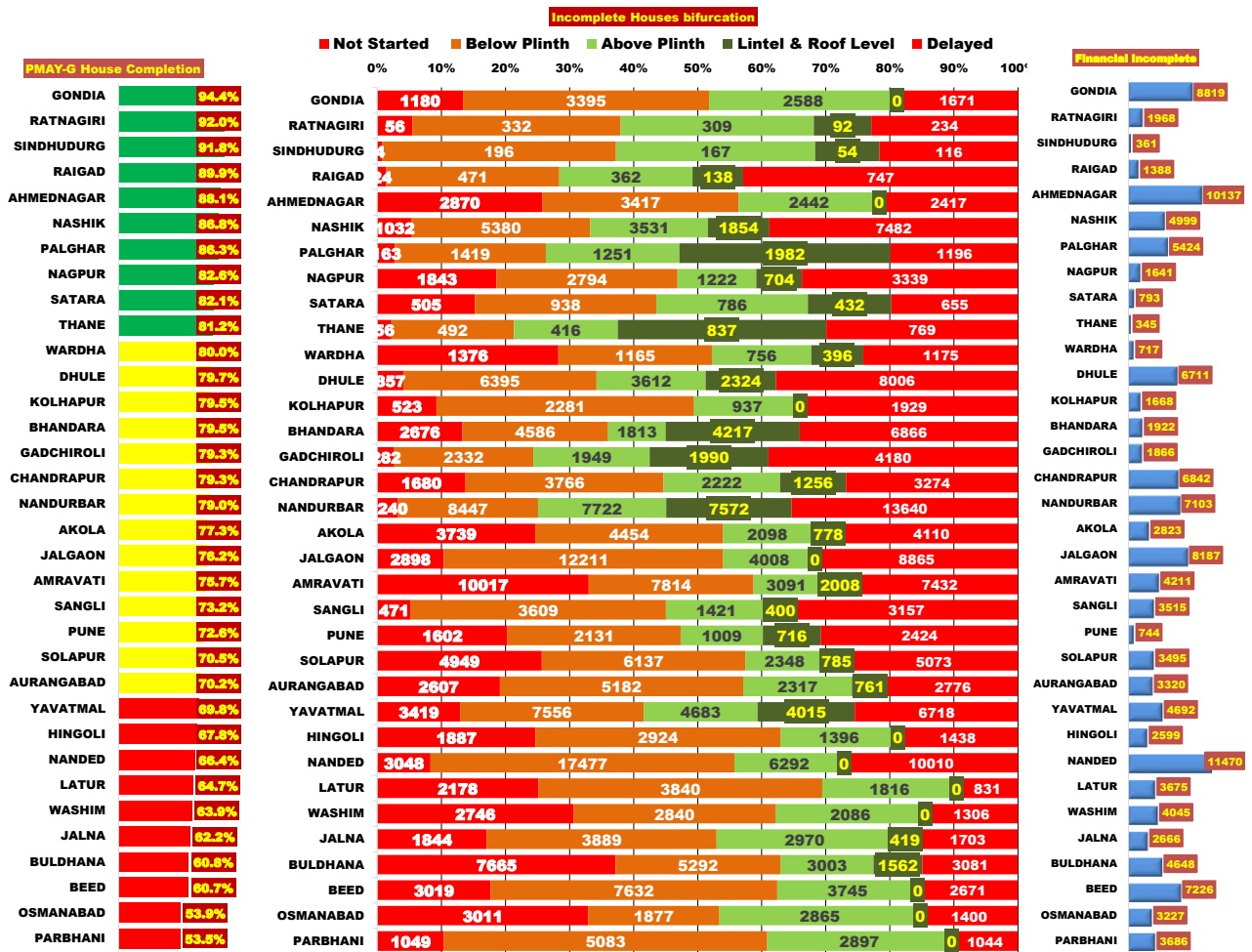
AURANGABAD	0
BULDHANA	0
GADCHIROLI	0
HINGOLI	0
JALNA	0
KOLHAPUR	0
LATUR	0
NAGPUR	0
PALGHAR	0
PARBHANI	0
RAIGAD	0
SINDHUDURG	0
DHULE	1
WARDHA	1
YAVATMAL	1
AKOLA	3
OSMANABAD	3
BEED	5
NANDED	5
NASHIK	13
THANE	13
SANGLI	16
SOLAPUR	16
WASHIM	19
NANDURBAR	22
BHANDARA	32
RATNAGIRI	42
AHMEDNAGAR	44
SATARA	70
PUNE	100
GONDIA	111
CHANDRAPUR	179
JALGAON	285
AMRAVATI	525

प्रधानमंत्री आवास योजना - ग्रामीण : भूमिहीन लाभार्थी अहवाल

Sr. No.	District	Google Sheet Report			AwaasSoft Report			
		Total Landless	Provided land	Remaining	Landless beneficiaries tagged In AwaasSoft	Landless beneficiaries provided land	Remaining Landless	Remaining Tag (provided land)
1	DHULE	18	18	0	18	18	0	0
2	GADCHIROLI	8	8	0	8	8	0	0
3	NANDURBAR	0	0	0	0	0	0	0
4	PALGHAR	11	11	0	11	11	0	0
5	RAIGAD	6	6	0	6	6	0	0
6	RATNAGIRI	23	23	0	23	23	0	0
7	SINDHUDURG	420	420	0	420	420	0	0
8	KOLHAPUR	257	239	18	257	227	30	12
9	THANE	127	69	58	127	60	67	9
10	NANDED	362	319	43	362	242	120	77
11	GONDIA	2450	2450	0	2450	2327	123	123
12	BEED	212	125	87	212	72	140	53
13	SANGLI	430	198	232	410	144	266	54
14	PARBHANI	331	63	268	331	54	277	9
15	SATARA	1304	660	644	1064	629	435	31
16	NASHIK	1803	1373	430	1824	1162	662	211
17	WARDHA	2803	1488	1315	2708	1606	1102	-118
18	CHANDRAPUR	2769	1221	1548	2651	1505	1146	-284
19	HINGOLI	1713	795	918	1713	466	1247	329
20	JALNA	1381	406	975	1374	85	1289	321
21	NAGPUR	5089	3625	1464	4949	3472	1477	153
22	AURANGABAD	3297	1733	1564	3290	1807	1483	-74
23	PUNE	2924	1611	1313	2451	878	1573	733
24	LATUR	2299	1121	1178	2310	662	1648	459
25	BHANDARA	5802	3758	2044	5706	3826	1880	-68
26	JALGAON	22958	20121	2837	22740	20820	1920	-699
27	OSMANABAD	2470	287	2183	2468	56	2412	231
28	YAVATMAL	3612	1450	2162	3845	1295	2550	155
29	WASHIM	3457	1398	2059	3409	857	2552	541
30	AHMEDNAGAR	7756	4183	3573	7868	4508	3360	-325
31	AKOLA	7073	3935	3138	7372	3944	3428	-9
32	SOLAPUR	7302	3705	3597	7008	1339	5669	2366
33	BULDHANA	15197	8944	6253	15601	8049	7552	895
34	AMRAVATI	21559	11389	10170	20740	11299	9441	90
	Total	127223	77152	50071	125726	71877	53849	6852

प्रधानमंत्री आवास योजना ग्रामीण - पूर्ण घरकूले

Sr. No.	Division	Sanction	21.06.2023	22.06.2023	Daily Achievement	Remaining	Avg. Completed Per Day From 20.11.22 to Today	To be Completed in Per Day till 15.08.23
1	NAGPUR DIV.	290564	246225	246393	168	44171	179	818
2	AMRAVATI DIV.	273117	194492	194639	147	78478	175	1453
3	KONKAN DIV.	69556	60630	60738	108	8818	53	163
4	AURANGABAD DIV.	237281	151461	151565	104	85716	206	1587
5	NASHIK DIV.	413037	336968	337066	98	75971	250	1407
6	PUNE DIV.	122109	90308	90386	78	31723	61	587
Total		1405664	1080084	1080787	703	324877	923	6016



प्रधानमंत्री आवास योजना ग्रामीण - पूर्ण घरकूले

Sr. No.	District	Sanction	21.06.2023	22.06.2023	Daily_Achievement	Remaining	Avg. Completed Per Day From 20.11.22 to Today	To be Completed in Per Day till 15.06.23
1	CHANDRAPUR	42752	33805	33881	76	8871	35	164
2	JALGAON	78811	59994	60039	45	18772	47	348
3	THANE	9586	7741	7785	44	1801	6	33
4	PALGHAR	35188	30331	30373	42	4815	25	89
5	YAVATMAL	65094	45392	45429	37	19665	56	364
6	BHANDARA	64800	51473	51508	35	13292	35	246
7	AMRAVATI	94223	71303	71337	34	22886	45	424
8	WASHIM	20327	12947	12981	34	7346	23	136
9	SOLAPUR	48149	33898	33930	32	14219	19	263
10	NANDURBAR	118958	93948	93977	29	24981	39	463
11	AKOLA	48777	37682	37708	26	11069	22	205
12	BEED	35253	21362	21387	25	13866	24	257
13	GONDIA	96029	90653	90678	25	5351	61	99
14	AURANGABAD	36514	25629	25648	19	10866	30	201
15	NASHIK	89670	77854	77873	19	11797	52	218
16	NAGPUR	36890	30438	30456	18	6434	12	119
17	BULDHANA	44696	27168	27184	16	17512	29	324
18	LATUR	20493	13247	13263	16	7230	22	134
19	KOLHAPUR	17585	13964	13979	15	3606	9	67
20	PARBHANI	19062	10187	10200	13	8862	19	164
21	SATARA	14892	12218	12231	13	2661	13	49
22	JALNA	24023	14919	14931	12	9092	21	168
23	SANGLI	21585	15794	15806	12	5779	11	107
24	WARDHA	18478	14773	14785	12	3693	10	68
25	SINDHUDURG	5133	4701	4712	11	421	5	8
26	HINGOLI	18083	12244	12253	9	5830	15	108
27	RATNAGIRI	9829	9033	9040	7	789	13	15
28	PUNE	19898	14434	14440	6	5458	9	101
29	NANDED	69463	46122	46127	5	23336	60	432
30	OSMANABAD	14390	7751	7756	5	6634	14	123
31	RAIGAD	9820	8824	8828	4	992	3	18
32	DHULE	64917	51726	51729	3	13188	41	244
33	AHMEDNAGAR	60681	53446	53448	2	7233	72	134
34	GADCHIROLI	31615	25083	25085	2	6530	25	121
Total		1405664	1080084	1080787	703	324877	923	6016

राज्यपुरस्कृत आवास योजना ग्रामीण - मंजूरी

Sr. No.	Division	Target	21.06.2023	22.06.2023	Daily_Achievement	Remaining
1	AMRAVATI DIV.	125691	96995	97310	367	28381
2	NAGPUR DIV.	138943	101411	101682	273	37261
3	NASHIK DIV.	186261	114875	114925	50	71336
4	AURANGABAD DIV.	216997	173110	173144	34	43853
5	KONKAN DIV.	43607	32424	32457	33	11150
6	PUNE DIV.	67843	63418	63057	0	4786
Total		779342	582233	582575	757	196767

Sr. No.	District	Target	21.06.2023	22.06.2023	Daily_Achievement	Remaining
1	AKOLA	24281	18051	18350	299	5931
2	CHANDRAPUR	48951	31756	31941	185	17010
3	YAVATMAL	34961	28091	28159	68	6802
4	BHANDARA	19684	16114	16177	63	3507
5	NANDURBAR	50578	14345	14389	44	36189
6	RAIGAD	10057	6962	6995	33	3062
7	LATUR	28640	26443	26474	31	2166
8	NAGPUR	21291	13371	13389	18	7902
9	GADCHIROLI	19609	15366	15373	7	4236
10	DHULE	27499	18402	18407	5	9092
11	NANDED	29760	22226	22228	2	7532
12	NASHIK	40035	22909	22910	1	17125
13	PARBHANI	20784	17675	17676	1	3108
14	AHMEDNAGAR	37298	34501	34501	0	2797
15	AMRAVATI	31130	19897	19897	0	11233
16	AURANGABAD	30077	25513	25513	0	4564
17	BEED	28057	26127	26127	0	1930
18	HINGOLI	32298	18583	18583	0	13715
19	JALGAON	30851	24718	24718	0	6133
20	JALNA	22403	19363	19363	0	3040
21	OSMANABAD	24978	17180	17180	0	7798
22	PALGHAR	16014	11679	11679	0	4335
23	PUNE	16536	12782	12782	0	3754
24	RATNAGIRI	7131	6690	6690	0	441
25	SANGLI	8732	8604	8604	0	128
26	SATARA	10657	10647	10647	0	10
27	SINDHUDURG	2141	2108	2108	0	33
28	SOLAPUR	18818	18484	18484	0	334
29	THANE	8264	4985	4985	0	3279
30	WARDHA	13647	11273	11273	0	2374
31	WASHIM	12203	10568	10568	0	1635
32	GONDIA	15761	13531	13529	-2	2232
33	BULDHANA	23116	20388	20336	-52	2780
34	KOLHAPUR	13100	12901	12540	-361	560
Total		779342	582233	582575	757	196767

Remaining Sanction RANK

SATARA	10
SINDHUDURG	33
SANGLI	128
SOLAPUR	334
RATNAGIRI	441
KOLHAPUR	560
WASHIM	1635
BEED	1930
LATUR	2166
GONDIA	2232
WARDHA	2374
BULDHANA	2780
AHMEDNAGAR	2797
JALNA	3040
RAIGAD	3062
PARBHANI	3108
THANE	3279
BHANDARA	3507
PUNE	3754
GADCHIROLI	4236
PALGHAR	4335
AURANGABAD	4564
AKOLA	5931
JALGAON	6133
YAVATMAL	6802
NANDED	7532
OSMANABAD	7798
NAGPUR	7902
DHULE	9092
AMRAVATI	11233
HINGOLI	13715
CHANDRAPUR	17010
NASHIK	17125
NANDURBAR	36189

राज्यपुरस्कृत आवास योजना ग्रामीण - पूर्ण घरकूले

Sr. No.	Division	Sanction	21.06.2023	22.06.2023	Daily_Achievement	Remaining	Avg. Completed Per Day From 20.11.22 to Today	To be Completed in Per Day till 15.06.23
1	AURANGABAD DIV.	173144	109066	109183	117	63961	89	1184
2	AMRAVATI DIV.	97310	68488	68562	74	28748	58	532
3	NAGPUR DIV.	101682	72070	72141	71	29541	45	547
4	KONKAN DIV.	32457	24873	24920	47	7537	17	140
5	NASHIK DIV.	114925	91053	91092	39	23833	61	441
6	PUNE DIV.	63057	52844	52880	36	10177	23	188
	Total	582575	418394	418778	384	163797	292	3033

राज्य योजना अपूर्ण घरकूले

Sr. No.	District	रमाई आवास योजना	शहरी आवास योजना	आदीम आवास योजना	पारधी आवास योजना	व.च.मु.व योजना	धनगर आवास योजना	Completion%
1	SINDHUDURG	104	2	2	0	0	0	94.9%
2	RATNAGIRI	459	25	5	0	11	0	92.5%
3	SATARA	887	43	0	0	46	0	90.8%
4	KOLHAPUR	1662	12	0	0	27	0	86.4%
5	AHMEDNAGAR	2719	2010	0	16	20	0	86.2%
6	NASHIK	2794	964	25	33	0	0	83.3%
7	SOLAPUR	3260	84	0	8	1	0	81.9%
8	SANGLI	1560	7	0	4	0	0	81.7%
9	WARDHA	1204	789	170	2	0	0	80.8%
10	THANE	272	391	325	0	0	0	80.2%
11	PUNE	1942	531	56	47	0	0	79.8%
12	GONDIA	1460	1483	0	0	0	0	78.2%
13	BHANDARA	1628	1375	0	0	571	10	77.8%
14	PARBHANI	3944	206	0	0	0	0	76.5%
15	NANDURBAR	1110	2505	0	0	0	0	74.9%
16	AMRAVATI	4148	800	0	31	201	0	74.0%
17	JALGAON	3818	2714	0	72	0	0	73.3%
18	GADCHIROLI	1537	2344	303	0	0	0	72.8%
19	LATUR	7079	150	0	0	0	0	72.7%
20	DHULE	2606	2413	0	14	0	0	72.7%
21	WASHIM	2252	724	0	2	0	3	71.8%
22	AKOLA	4570	843	0	35	0	0	70.3%
23	BULDHANA	5549	481	0	18	0	0	70.3%
24	RAIGAD	278	1612	235	0	0	0	69.6%
25	NAGPUR	998	3069	0	6	6	0	69.5%
26	YAVATMAL	2663	3721	2464	136	107	0	67.7%
27	PALGHAR	72	3550	194	0	0	0	67.3%
28	OSMANABAD	5937	88	0	42	162	0	63.7%
29	AURANGABAD	8225	1416	0	7	0	0	62.2%
30	JALNA	7375	90	0	9	32	61	60.9%
31	CHANDRAPUR	4270	6214	184	15	1903	0	60.6%
32	BEED	10492	508	0	8	0	0	57.9%
33	NANDED	9110	435	49	0	0	0	56.8%
34	HINGOLI	6240	2296	0	0	0	0	54.1%
	Total	112224	43895	4012	505	3087	74	

राज्यपुरस्कृत आवास योजना ग्रामीण - पूर्ण घरकूले

Sr. No.	District	Sanction	21.06.2023	22.06.2023	Daily_Achievement	Remaining	Avg. Completed Per Day From 20.11.22 to Today	To be Completed In Per Day till 15.06.23
1	HINGOLI	18583	10017	10047	30	8536	8	158
2	AMRAVATI	19897	14689	14717	28	5180	11	96
3	OSMANABAD	17180	10925	10951	26	6229	8	115
4	CHANDRAPUR	31941	19332	19355	23	12586	13	233
5	PALGHAR	11679	7840	7863	23	3816	7	71
6	GONDIA	13529	10565	10586	21	2943	9	55
7	LATUR	26474	19225	19245	20	7229	14	134
8	JALGAON	24718	18097	18114	17	6604	11	122
9	WASHIM	10568	7571	7587	16	2981	8	55
10	WARDHA	11273	9093	9108	15	2165	7	40
11	YAVATMAL	28159	19053	19068	15	9091	15	168
12	JALNA	19363	11784	11796	12	7567	22	140
13	BEED	26127	15108	15119	11	11008	13	204
14	RAIGAD	6995	4859	4870	11	2125	4	39
15	RATNAGIRI	6690	6179	6190	11	500	3	9
16	SANGLI	8604	7022	7033	11	1571	3	29
17	SOLAPUR	18484	15120	15131	11	3353	6	62
18	AKOLA	18350	12893	12902	9	5448	9	101
19	PARBHANI	17676	13517	13526	9	4150	4	77
20	NASHIK	22910	19086	19094	8	3816	11	71
21	KOLHAPUR	12540	10832	10839	7	1701	4	32
22	NAGPUR	13389	9303	9310	7	4079	4	76
23	NANDURBAR	14389	10767	10774	7	3615	6	67
24	AURANGABAD	25513	15859	15865	6	9648	11	179
25	BULDHANA	20336	14282	14288	6	6048	15	112
26	PUNE	12782	10201	10206	5	2576	5	48
27	AHMEDNAGAR	34501	29732	29736	4	4765	24	88
28	DHULE	18407	13371	13374	3	5033	9	93
29	GADCHIROLI	15373	11186	11189	3	4184	9	77
30	NANDED	22228	12631	12634	3	9594	10	178
31	BHANDARA	16177	12591	12593	2	3584	4	66
32	SATARA	10647	9669	9671	2	976	5	18
33	SINDHUDURG	2108	1999	2000	1	108	1	2
34	THANE	4985	3996	3997	1	988	2	18
	Total	582575	418394	418778	384	163797	292	3033

प्रधानमंत्री आवास योजना ग्रामीण - हप्ते वितरण

Sr. No.	Division	1st Installment (Weekly Achivement)	1st Installment Remaining	2nd Installment (Weekly Achivement)	2nd Installment Remaining	3rd Installment (Weekly Achivement)	3rd Installment Remaining
1	NASHIK DIV.	52	8897	174	35850	351	21315
2	AMRAVATI DIV.	79	27521	223	27956	228	14961
3	NAGPUR DIV.	66	8832	187	18038	229	10550
4	AURANGABAD DIV.	26	18612	117	47904	121	24298
5	PUNE DIV.	15	7928	117	15096	98	6501
6	KONKAN DIV.	1	300	29	2910	63	2505
	Total	239	72090	847	147754	1090	80130

PMAY-G 1st Ins Pending

SINDHUDURG	4
RAIGAD	21
RATNAGIRI	56
THANE	56
PALGHAR	163
GADCHIROLI	259
SANGLI	349
SATARA	505
KOLHAPUR	523
DHULE	857
NASHIK	1032
PARBHANI	1049
GONDIA	1180
NANDURBAR	1240
WARDHA	1376
PUNE	1602
CHANDRAPUR	1627
NAGPUR	1714
JALNA	1814
HINGOLI	1887
LATUR	2178
AURANGABAD	2606
BHANDARA	2676
WASHIM	2743
AHMEDNAGAR	2870
JALGAON	2898
OSMANABAD	3011
BEED	3019
NANDED	3048
YAVATMAL	3411
AKOLA	3739
SOLAPUR	4949
BULDHANA	7655
AMRAVATI	9973

PMAY-G 2nd Ins Pending

SINDHUDURG	196
RATNAGIRI	332
RAIGAD	471
THANE	492
SATARA	938
WARDHA	1165
PALGHAR	1419
OSMANABAD	1877
PUNE	2131
KOLHAPUR	2281
GADCHIROLI	2332
NAGPUR	2794
WASHIM	2840
HINGOLI	2924
GONDIA	3395
AHMEDNAGAR	3417
SANGLI	3609
CHANDRAPUR	3766
LATUR	3840
JALNA	3889
AKOLA	4454
BHANDARA	4586
PARBHANI	5083
AURANGABAD	5182
BULDHANA	5292
NASHIK	5380
SOLAPUR	6137
DHULE	6395
YAVATMAL	7556
BEED	7632
AMRAVATI	7814
NANDURBAR	8447
JALGAON	12211
NANDED	17477

PMAY-G 3rd Ins Pending

SINDHUDURG	167
RATNAGIRI	309
RAIGAD	362
THANE	416
WARDHA	756
SATARA	786
KOLHAPUR	937
PUNE	1009
NAGPUR	1222
PALGHAR	1251
HINGOLI	1396
SANGLI	1421
BHANDARA	1813
LATUR	1816
GADCHIROLI	1949
WASHIM	2086
AKOLA	2098
CHANDRAPUR	2222
AURANGABAD	2317
SOLAPUR	2348
AHMEDNAGAR	2442
GONDIA	2588
OSMANABAD	2865
PARBHANI	2897
JALNA	2970
BULDHANA	3003
AMRAVATI	3091
NASHIK	3531
DHULE	3612
BEED	3745
JALGAON	4008
YAVATMAL	4683
NANDED	6292
NANDURBAR	7722

प्रधानमंत्री आवास योजना ग्रामीण - हप्ते वितरण

Sr. No.	District	1st Installment (Weekly Achivement)	1st Installment Remaining	2nd Installment (Weekly Achivement)	2nd Installment Remaining	3rd Installment (Weekly Achivement)	3rd Installment Remaining
1	BULDHANA	28	7655	137	5292	101	3003
2	DHULE	30	857	49	6395	151	3612
3	JALGAON	14	2898	86	12211	82	4008
4	BHANDARA	26	2676	55	4586	84	1813
5	AMRAVATI	29	9973	51	7814	71	3091
6	GONDIA	14	1180	64	3395	55	2588
7	YAVATMAL	18	3411	24	7556	40	4683
8	AHMEDNAGAR	1	2870	23	3417	57	2442
9	SOLAPUR	3	4949	39	6137	34	2348
10	CHANDRAPUR	7	1627	29	3766	37	2222
11	NANDED	7	3048	34	17477	28	6292
12	NANDURBAR	7	1240	11	8447	51	7722
13	JALNA	3	1814	32	3889	32	2970
14	AURANGABAD	7	2606	28	5182	23	2317
15	WARDHA	11	1376	17	1165	30	756
16	RATNAGIRI	1	56	18	332	35	309
17	SATARA	3	505	23	938	28	786
18	NAGPUR	8	1714	18	2794	21	1222
19	SANGLI	7	349	29	3609	10	1421
20	KOLHAPUR	0	523	21	2281	12	937
21	BEED	3	3019	11	7632	17	3745
22	WASHIM	4	2743	11	2840	16	2086
23	THANE	0	56	5	492	21	416
24	PUNE	2	1602	5	2131	14	1009
25	LATUR	5	2178	3	3840	8	1816
26	NASHIK	0	1032	5	5380	10	3531
27	PARBHANI	1	1049	6	5083	6	2897
28	HINGOLI	0	1887	3	2924	6	1396
29	PALGHAR	0	163	2	1419	7	1251
30	GADCHIROLI	0	259	4	2332	2	1949
31	SINDHUDURG	0	4	3	196	0	167
32	OSMANABAD	0	3011	0	1877	1	2865
33	RAIGAD	0	21	1	471	0	362
34	AKOLA	0	3739	0	4454	0	2098
	Total	239	72090	847	147754	1090	80130

राज्यपुरस्कृत आवास योजना ग्रामीण - हप्ते वितरण

Sr. No.	Division	1st Installment (Weekly Achivment)	1st Installment Remaining	2nd Installment (Weekly Achivment)	2nd Installment Remaining	3rd Installment (Weekly Achivment)	3rd Installment Remaining
1	AURANGABAD DIV.	0	15730	1	29416	0	13599
2	NASHIK DIV.	0	4327	0	9293	0	5477
3	AMRAVATI DIV.	0	4366	0	11331	0	6106
4	NAGPUR DIV.	0	7647	0	12792	0	4158
5	KONKAN DIV.	0	1282	0	2367	0	1536
6	PUNE DIV.	0	1545	0	4148	0	2109
	Total	0	34897	1	69347	0	32985

State Schemes 1st Ins Pending

SINDHUDURG	12
RATNAGIRI	51
THANE	63
SATARA	75
SANGLI	167
NASHIK	204
DHULE	247
PUNE	267
WARDHA	293
NANDURBAR	327
WASHIM	334
KOLHAPUR	380
GADCHIROLI	383
AMRAVATI	481
RAIGAD	505
PARBHANI	512
BULDHANA	603
PALGHAR	651
SOLAPUR	656
GONDIA	739
AKOLA	833
BHANDARA	993
JALNA	1037
LATUR	1085
AHMEDNAGAR	1426
OSMANABAD	1508
BEED	1986
YAVATMAL	2115
JALGAON	2123
NAGPUR	2155
HINGOLI	3072
CHANDRAPUR	3084
AURANGABAD	3221
NANDED	3309

State Schemes 2nd Ins Pending

SINDHUDURG	52
RATNAGIRI	116
THANE	312
SATARA	358
RAIGAD	622
SANGLI	723
KOLHAPUR	810
PUNE	852
NANDURBAR	859
WARDHA	952
BHANDARA	1107
NAGPUR	1191
GONDIA	1260
PALGHAR	1265
SOLAPUR	1405
GADCHIROLI	1416
WASHIM	1468
NASHIK	1522
BULDHANA	1806
AHMEDNAGAR	2177
AMRAVATI	2337
AKOLA	2356
JALGAON	2364
DHULE	2371
PARBHANI	2461
JALNA	2774
OSMANABAD	3348
YAVATMAL	3364
LATUR	3370
AURANGABAD	3493
HINGOLI	3838
NANDED	5002
BEED	5130
CHANDRAPUR	6866

State Schemes 3rd Ins Pending

SINDHUDURG	26
RATNAGIRI	107
THANE	209
SATARA	237
KOLHAPUR	309
NAGPUR	334
SANGLI	360
BHANDARA	367
WARDHA	402
RAIGAD	470
PUNE	557
GONDIA	606
SOLAPUR	646
PALGHAR	724
WASHIM	800
NASHIK	868
NANDURBAR	949
AMRAVATI	985
PARBHANI	996
GADCHIROLI	1162
DHULE	1165
AKOLA	1209
AHMEDNAGAR	1217
BULDHANA	1257
HINGOLI	1264
JALGAON	1278
CHANDRAPUR	1287
OSMANABAD	1312
NANDED	1504
AURANGABAD	1634
LATUR	1802
YAVATMAL	1855
JALNA	2229
BEED	2858

राज्यपुरस्कृत आवास योजना ग्रामीण -हप्ते वितरण

Sr. No.	District	1st Installment (Weekly Achivement)	1st Installment Remaining	2nd Installment (Weekly Achivement)	2nd Installment Remaining	3rd Installment (Weekly Achivement)	3rd Installment Remaining
1	OSMANABAD	0	1508	1	3348	0	1312
2	AHMEDNAGAR	0	1426	0	2177	0	1217
3	AKOLA	0	833	0	2356	0	1209
4	AMRAVATI	0	481	0	2337	0	985
5	AURANGABAD	0	3221	0	3493	0	1634
6	BEEED	0	1986	0	5130	0	2858
7	BHANDARA	0	993	0	1107	0	367
8	BULDHANA	0	603	0	1806	0	1257
9	CHANDRAPUR	0	3084	0	6866	0	1287
10	DHULE	0	247	0	2371	0	1165
11	GADCHIROLI	0	383	0	1416	0	1162
12	GONDIA	0	739	0	1260	0	606
13	HINGOLI	0	3072	0	3838	0	1264
14	JALGAON	0	2123	0	2364	0	1278
15	JALNA	0	1037	0	2774	0	2229
16	KOLHAPUR	0	380	0	810	0	309
17	LATUR	0	1085	0	3370	0	1802
18	NAGPUR	0	2155	0	1191	0	334
19	NANDED	0	3309	0	5002	0	1504
20	NANDURBAR	0	327	0	859	0	949
21	NASHIK	0	204	0	1522	0	868
22	PALGHAR	0	651	0	1265	0	724
23	PARBHANI	0	512	0	2461	0	996
24	PUNE	0	267	0	852	0	557
25	RAIGAD	0	505	0	622	0	470
26	RATNAGIRI	0	51	0	116	0	107
27	SANGLI	0	167	0	723	0	360
28	SINDHUDURG	0	12	0	52	0	26
29	SOLAPUR	0	656	0	1405	0	646
30	THANE	0	63	0	312	0	209
31	WARDHA	0	293	0	952	0	402
32	WASHIM	0	334	0	1468	0	800
33	YAVATMAL	0	2115	0	3364	0	1855
34	SATARA	-1	75	0	358	0	237
	Total	0	34897	1	69347	0	32985

प्रधानमंत्री आवास योजना ग्रामीण - Delayed Houses

■ पहिला हप्ता मिळाल्यानंतर १२ महिने उलटूनही अपूर्ण घरकुले

■ पहिला हप्ता मिळाल्यानंतर १८ महिने उलटूनही अपूर्ण घरकुले

■ पहिला हप्ता मिळाल्यानंतर १० दिवसांनंतरही दुसरा हप्ता न मिळालेला घरकुले

■ दुसरा हप्ता मिळाल्यानंतर १० दिवसांनंतरही तिसरा हप्ता न मिळालेला घरकुले

■ तिसरा हप्ता मिळाल्यानंतर १० दिवसांनंतरही अपूर्ण घरांची संख्या

जिल्हा	पहिला हप्ता मिळाल्यानंतर १२ महिने उलटूनही अपूर्ण घरकुले	पहिला हप्ता मिळाल्यानंतर १८ महिने उलटूनही अपूर्ण घरकुले	पहिला हप्ता मिळाल्यानंतर १० दिवसांनंतरही दुसरा हप्ता न मिळालेला घरकुले	दुसरा हप्ता मिळाल्यानंतर १० दिवसांनंतरही तिसरा हप्ता न मिळालेला घरकुले	तिसरा हप्ता मिळाल्यानंतर १० दिवसांनंतरही अपूर्ण घरांची संख्या
AHMEDNAGAR	2417	1571	3208	1718	31
AKOLA	4110	3312	3576	868	557
AMRAVATI	7432	5283	6831	1468	1068
AURANGABAD	2776	2167	4858	1213	543
BEED	2671	1785	6749	1741	438
BHANDARA	6866	4763	4170	748	2259
BULDHANA	3081	2071	4124	949	761
CHANDRAPUR	3274	1847	3198	779	380
DHULE	8006	3992	6035	2395	1792
GADCHIROLI	4180	2359	2156	1207	1092
GONDIA	1671	1554	2983	1084	114
HINGOLI	1438	638	2668	568	119
JALGAON	8865	6343	10891	2092	594
JALNA	1703	1041	3555	920	390
KOLHAPUR	1929	689	2110	342	101
LATUR	831	681	3499	589	58
NAGPUR	3339	2229	2502	424	590
NANDED	10010	8429	16477	2742	352
NANDURBAR	13640	9786	8055	5079	5566
NASHIK	7482	3457	4988	2248	1527
OSMANABAD	1400	573	1450	577	10
PALGHAR	1196	602	1246	687	855
PARBHANI	1044	710	4636	755	177
PUNE	2424	1647	1921	601	568
RAIGAD	747	234	455	255	162
RATNAGIRI	234	37	302	154	98
SANGLI	3157	2178	3243	665	227
SATARA	655	328	787	267	176
SINDHUDURG	116	72	187	74	28
SOLAPUR	5073	4443	5183	1287	606
THANE	769	177	461	184	392
WARDHA	1175	747	985	275	232
WASHIM	1306	782	2277	552	61
YAVATMAL	6718	4140	6616	1909	1806